

# MUIC Online Interview Guidelines

As of 15 November 2021

# Equipments Needed

1. Computer or Laptop with a camera
2. Microphone
3. Stable internet connection
4. ID card (For Thai) or Passport (For Foreigners)




# Software

1. G-mail account
2. Zoom



# Before the day of Interview: Gmail

1. Log-in [MUIC Admissions](#) account and check your Interview Exam Information.
2. Register for G-mail account and Zoom. 
3. Confirm your Interview and fill out G-mail account within **18-22 November 2021 at 10:00 a.m.**
4. Check your interview schedule, Zoom Meeting ID, Passcode and Zoom Link on your [MUIC Admissions](#) account.
5. Rename your Zoom Account to your First name and Last name
6. Read instructions on how to set up your equipments and location.



# Equipments and Location Set up



As of 15 November 2021


## Portfolio preparation for the Communication Design program:

Please prepare your portfolio accordingly and submit by [18-22 November 2021 at 10:00 a.m.](#)

1. Arrange **10-12** pieces/ projects/works in sequence of pages as you see best fit.
2. Put explanation of your work (1 paragraph) and/or your working process - sketches if any in a page prior to you work.
3. Arrange all your works following the mentioned manner (step 1-2) for all 10-12 pieces/projects.
4. Save your portfolio under your "Exam Code and First Name" in **ONE file** as a "**PDF format**" ONLY.
5. Log-in [MUIC Admissions](#) account, click "Confirm Interview" share your PDF portfolio link from Google Drive to "Share Drive Portfolio" section.

[\(Click Here to see more details\)](#)

# On the Interview Date

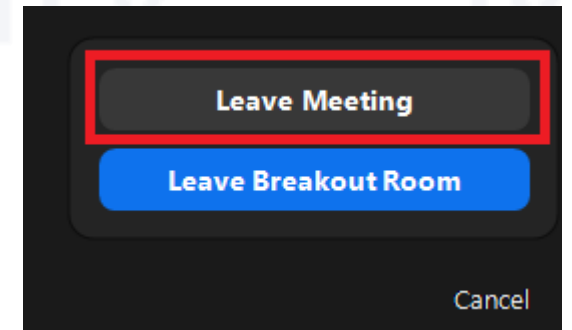


1. Be sure to standby during the time schedule.
2. Be dressed appropriately.
3. Sign-in Zoom account, rename to your **(Exam Code First name and Last name)** before joining the Zoom Meeting.
4. You will be assigned to the Interview Room.
5. Leave Meeting when the interview is finished.

✓ Allowed:



✗ Not Allowed:



# After the Interview Date

1. The Interview Result Announcement on Wednesday, 1 December 2021 at 10:00 A.M. on [MUIC Admissions](#) account.
2. All accepted students must confirm their study for the 2<sup>nd</sup> Trimester by 1-2 December 2021 at 4:00 P.M.
3. All accepted pending students (Mattayom 6) must fill out the Pending Students Form by 1-2 December 2021 at 4:00 P.M.
4. Pay Admissions Fee 10,000 THB within 1-2 December 2021 at 4:00 P.M.
5. Admissions Date Online on 14-15 December 2021.
6. Orientation & Registration Online on 16-17 December 2021.

# Terms & Conditions

1. You must be alone in the room with no one disturbing during the exam.
2. You must be dressed appropriately.
3. Do not use any audio or video recording devices during the entire interview session.
4. In case the applicant falsifies their identity and provide false information, they may be disqualified for MUIC Admissions.

## Contact us:

Admissions Office

Tel: 02-700-5000 ext. 4344-4347

E-mail: [icdad@mahidol.ac.th](mailto:icdad@mahidol.ac.th)

Note:

MUIC has the right to change the process of the Online Interview Exam or use other programs. Applicants must check their account regularly. The Admissions office will post information at <https://admission.muic.io/> and <http://www.muic.mahidol.ac.th>

As of 15 November 2021